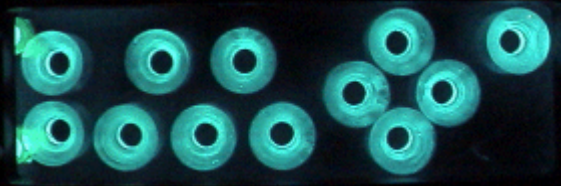
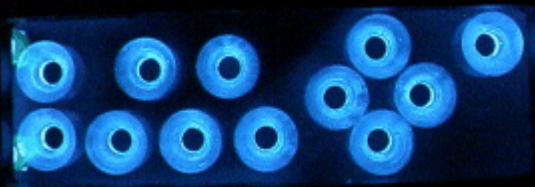



BUTTON ILLUMINATION KITS USING EL CABLE



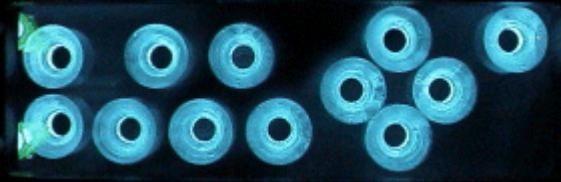
AQUA




BLUE



GREEN



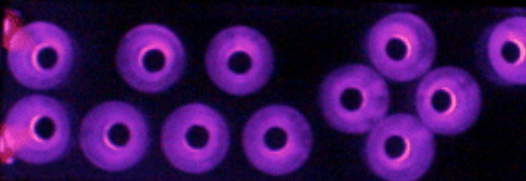
Lt. BLUE



PINK / ROSE




RED




VIOLET




WHITE




How the EL Cable is mounted



How it looks when powered up.



This is how it mounts on the button board.



Last Updated on 4/7/2004

By Len Averyt

Email: Techknowman@techknowman.com